



SOHIL AGARWAL & ASSOCIATES

AUDITOR'S REPORT

To the Board of Directors of PC Jeweller Limited

We have verified the accompanying financial statements of PC Jeweller Global DMCC, expressed in INR, which comprises of Balance Sheet as at March 31, 2024, Statement of Profit & Loss, the Cash Flow Statement and the Statement of Changes in Equity of the Company for the year ended on that date, duly converted in to IND AS and we have signed under reference to this certificate.

The conversion has been done by the management of PC Jeweller Limited (the "Company") being the holding company of PC Jeweller Global DMCC (the "subsidiary"), in accordance with the generally accepted accounting practice in India and other recognised accounting practices and policies followed by the Company to enable their incorporation in the consolidated financial statements of the Company pursuant to IND AS 27 – 'Consolidated & Separate Financial Statements' as prescribed by the Central Government of India.

The conversion of these financial statements into the relevant formats is the responsibility of the management of the Company. Our responsibility is to certify whether these financial statements and relevant formats prepared for the purpose outlined above and verified by us are accurate and in accordance with the generally accepted auditing standards in India.

Based on our verification and on the basis of information and explanations given to us, the accompanying converted financial statements and relevant formats of the subsidiary read with notes thereon and attached thereto have been converted as per the requirements of IND AS 21 – 'The Effects of Changes in Foreign Exchange Rates' and are in conformity with general accounting principles and other recognised accounting practices and policies in India.

This certificate is intended solely for the information and use of the Company and its statutory auditors in connection with their audit of consolidation financial statements of the Company. We do not accept or assume any liability or duty of care for any other purposes or to any third parties to whom the certificate is shown, or into whose hands it may come, save where expressly agreed by our prior consent in writing.

For Sohil Agarwal & Associates
Chartered Accountants
(F. Regn. No. 029226N)



(Sohil Agarwal)
Proprietor
M. No. 536583

Place: New Delhi

Date: 23.05.2024

UDIN: 24536583BKCRWJ6172

C-53, Neeti Bagh, First Floor, New Delhi – 110049

Phone: +91-8810258313 | Email: Casohilagarwal@gmail.com

PC Jeweller Global DMCC
Balance sheet as at March 31, 2024


(Amount in ₹ Lakhs unless otherwise stated)

Particulars	Notes	₹	₹
		As at	As at
		March 31, 2024	March 31, 2023
ASSETS:			
Non-current assets:			
Property, plant and equipment	4	538.29	569.85
Financial Assets:			
Investments		-	-
Total non-current assets		538.29	569.85
Current assets:			
Inventories	5	17,038.65	16,861.95
Financial assets:			
Trade receivables	6	-	-
Cash and cash equivalents	7	178.73	139.40
Loans	8	2.27	2.24
Other current assets	9	23.87	29.08
Total current assets		17,243.52	17,032.67
Total assets		17,781.81	17,602.52
EQUITY AND LIABILITIES:			
Equity:			
Equity share capital	10	13,385.51	13,385.51
Other equity	11	4,379.44	4,204.62
Total equity		17,764.95	17,590.13
Liabilities			
Current liabilities:			
Financial liabilities:			
Trade payables			
- Total outstanding dues of micro enterprises and small enterprises			
- Total outstanding dues of creditors other than micro enterprises			
Other financial liabilities	12	16.86	12.39
Total current liabilities		16.86	12.39
Total equity and liabilities		17,781.81	17,602.52

Notes 1 to 26 form an integral part of these financial statements.

This is the balance sheet referred to in our report of even date

For Sohil Agarwal & Associates,
Chartered Accountants
FRN: 029226N


Sohil Agarwal
Proprietor
M. No. 536583

Place : New Delhi
Date : 23.05.2024

For and on behalf of PC Jeweller Global DMCC


Sanjeev Aggarwal
Director

PC Jeweller Global DMCC

Statement of profit and loss for the period ended March 31, 2024

(Amount in ₹ Lakhs unless otherwise stated)

Particulars	Notes	₹	
		Period ended	Year ended
		March 31, 2024	March 31, 2023
REVENUE:			
Revenue from operations	13	101.51	4,370.24
Other income		-	-
Total revenue		101.51	4,370.24
EXPENSES:			
Cost of materials consumed	14	-	4,442.94
Changes in inventories of finished goods, stock-in-trade and work-in-progress	15	(619.92)	(1,184.11)
Employee benefits expense	16	29.35	34.31
Depreciation and amortisation expenses	4	39.94	38.90
Other expenses	17	46.61	46.49
Total expenses		(504.02)	3,378.53
Profit before Tax		605.53	991.71
Tax Expense:			
Current Tax		-	-
Deferred Tax		-	-
Total tax expenses		-	-
Profit for the period		605.53	991.71
OTHER COMPREHENSIVE INCOME:			
a) Items that will be reclassified to profit or loss			
(i) Foreign currency translation		(430.71)	419.61
(ii) Income tax relating to items that will be reclassified to profit or loss			
Other Comprehensive Income for the period, net of tax		(430.71)	419.61
Total Comprehensive Income for the period Net of Tax		174.82	1,411.32
Earnings per equity share: (face value of AED 1000 per share)	18		
Basic earnings per share (in ₹)		824.97	1,351.10
Diluted earnings per share (in ₹)		824.97	1,351.10


Notes 1 to 26 form an integral part of these financial statements.

This is the statement of profit and loss referred to in our report of even date.

For Sohil Agarwal & Associates,

Chartered Accountants

FRN: 029226N

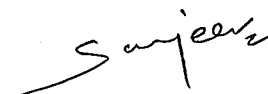


Sohil Agarwal
Proprietor
M. No. 536583

Place : New Delhi

Date : 23.05.2024

For and on behalf of PC Jeweller Global DMCC



Sanjeev Aggarwal
Director

PC Jeweller Global DMCC
Statement of change in equity for the year ended March 31, 2024

(Amount in ₹ Lakhs unless otherwise stated)

A Equity share capital:			
Particulars	Note	No. of shares	₹
Issued, subscribed and fully paid up			
Equity shares of AED 1000 each			
Balance as at April 01, 2022	7	73,400	13,385.51
Changes in equity share capital during the year		-	-
Balance as at March 31, 2023	7	73,400	13,385.51
Changes in equity share capital during the period		-	-
Balance as at March 31, 2024	7	73,400	13,385.51

B Other equity:

Particulars	Reserves and surplus					Total
	Securities premium	General reserve	Share option outstanding account	Retained earnings	Items of other comprehensive income Foreign currency translation reserve	
Balance as at April 01, 2022	-	-	-	1,865.25	928.05	2,793.30
Profit for the year	-	-	-	991.71	-	991.71
Other Comprehensive income for the year (net of income tax)	-	-	-	-	419.61	419.61
Total comprehensive income for the year	-	-	-	991.71	419.61	1,411.32
Share option expenses for the year	-	-	-	-	-	-
Share option expense reversal	-	-	-	-	-	-
Transactions with owners in their capacity as owners	-	-	-	-	-	-
Balance as at March 31, 2023	-	-	-	2,856.96	1,347.66	4,204.62
Profit for the period	-	-	-	605.53	-	605.53
Other Comprehensive income for the period (net of income tax)	-	-	-	-	(430.71)	(430.71)
Total comprehensive income for the period	-	-	-	605.53	(430.71)	174.82
Share option expenses for the period	-	-	-	-	-	-
Share option expense reversal	-	-	-	-	-	-
Transactions with owners in their capacity as owners	-	-	-	-	-	-
Balance as at March 31, 2024	-	-	-	3,462.49	916.95	4,379.43

Notes 1 to 26 form an integral part of these financial statements.

This is the statement of changes in equity referred to in our report of even date
For Sohil Agarwal & Associates,
Chartered Accountants
FRN: 029226N

Sohil Agarwal
Proprietor
M. No. 536583

Place : New Delhi
Date : 23.05.2024

For and on behalf of PC Jeweller Global DMCC

Sanjeev Aggarwal
Director

PC Jeweller Global DMCC

Cash flow statement for the year ended March 31, 2024

(Amount in ₹ Lakhs unless otherwise stated)

A CASH FLOW FROM OPERATING ACTIVITIES	₹	₹
	Year ended	Year ended
	March 31, 2024	March 31, 2023
Profit before tax	605.53	991.71
Adjustments for:		
Depreciation and amortisation expense	43.76	57.78
Provision for impairment of investment in subsidiary	(430.71)	419.61
Foreign currency translation		
Operating profit before working capital changes	218.58	1,469.10
Adjustments for:		
Decrease/(Increase) in inventories	(176.70)	(1,540.56)
Decrease/(Increase) in financial assets	(0.03)	(0.17)
Decrease/(Increase) in non-financial assets	5.21	(1.69)
Decrease/(Increase) in trade receivables	-	112.25
(Decrease)/Increase in financial liabilities	4.47	1.13
Net cash (used in)/generated from operating activities (A)	51.53	40.06
B CASH FLOW FROM INVESTING ACTIVITIES		
Purchase of property, plant and equipment including capital advances	(12.20)	(63.60)
Investment in shares of subsidiary	-	-
Net cash (used in)/generated from investing activities (B)	(12.20)	(63.60)
C CASH FLOW FROM FINANCING ACTIVITIES		
Issue of share capital	-	-
Net cash (used in)/generated from financing activities (C)	-	-
Net increase in cash and cash equivalents (A+B+C)	39.33	(23.54)
Cash and cash equivalents at the beginning of the year	139.40	162.94
Cash and cash equivalents at the end of the year	178.73	139.40


Notes 1 to 26 form an integral part of these financial statements.

This is the cash flow statement referred to in our report of even date

For Sohil Agarwal & Associates,

Chartered Accountants

FIRN: 029226N



Sohil Agarwal

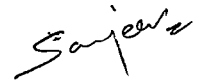
Proprietor

M. No. 536583

Place : New Delhi

Date : 23.05.2024

For and on behalf of PC Jeweller Global DMCC



Sanjeev Aggarwal

Director

PC Jeweller Global DMCC

Summary of significant accounting policies and other explanatory information to the financial statements for the year ended March 31, 2024

1. Corporate information

Nature of operations

PC Jeweller Global DMCC (the Company) was issued trade license on June 28, 2016. The Company is engaged in business of trading of gold jewellery.

General information

The financial statements of the Company have been converted in accordance with the generally accepted accounting practice in India and other recognised accounting practices and policies followed by its Holding Company to enable their incorporation in the consolidated financial statements of the Holding Company pursuant to IND AS 27 – 'Consolidated & Separate Financial Statements' as prescribed by the Central Government of India.

2. Basis of preparation

The financial statements have been prepared on a going concern basis under the historical cost basis except for certain financial assets and liabilities (refer note 20 for further details).

3. Summary of significant accounting policies

a) Current versus non-current classification

The Company presents assets and liabilities in the balance sheet based on current/ non-current classification. An asset is classified as current when it is:

- Expected to be realised or intended to be sold or consumed in normal operating cycle
- Held primarily for the purpose of trading
- Expected to be realised within twelve months after the reporting period, or
- Cash or cash equivalent unless restricted from being exchanged or used to settle a liability for at least twelve months after the reporting period

All other assets are classified as non-current.

A liability is classified as current when:

- It is expected to be settled in normal operating cycle
- It is held primarily for the purpose of trading
- It is due to be settled within twelve months after the reporting period, or
- There is no unconditional right to defer the settlement of the liability for at least twelve months after the reporting period

All other liabilities are classified as non-current.

The operating cycle is the time between the acquisition of assets for processing and their realisation in cash and cash equivalents.

b) Foreign currency translation

Initial recognition

The Company's functional currency is U.A.E. Dirham. Transactions in foreign currencies are recorded on initial recognition in the functional currency at the exchange rates prevailing on the date of the transaction. The Company's financial statements are converted in INR as per the requirements of IND AS 21 – 'The Effects of Changes in Foreign Exchange Rates' to enable the Holding Company to present its Consolidated Financial Statements as per the requirements of IND AS 27 – 'Consolidated & Separate Financial Statements' as

Sanjeev

PC Jeweller Global DMCC

Summary of significant accounting policies and other explanatory information to the financial statements for the year ended March 31, 2024

prescribed by the Central Government of India. The converted financials are in conformity with general accounting principles and other recognised accounting practices and policies in India.

Measurement at the balance sheet date

Items of Balance Sheet, outstanding at the balance sheet date are restated at the year-end rates. Share Capital is recognised at exchange rate at the date of the transaction. Items of Income & Expenditure are reported using the exchange rate at the date of the transaction or average exchange rate if the fluctuation in exchange rate is not significant.

Treatment of exchange difference

Exchange differences that arise on reporting at each balance sheet date are recognised as other comprehensive income in the period in which they arise.

c) Revenue recognition

Sales of goods

Revenue from sale of goods is recognised on transfer of risk and rewards of ownership of goods to the buyer and when no significant uncertainty exists regarding the amount of consideration that will be derived. The Company applies the revenue recognition criteria to each separately identifiable component of the sales transaction. Revenue is recorded net of any discounts and gifts provided by the Company.

Revenue from pure gold portion of gold jewellery sales is recognised in the statement of profit or loss when pure gold portion is sold on fixed gold rate basis and earlier unfixed gold balance is fixed by the buyer.

Revenue from jewellery making charges is recognised in the statement of profit or loss when the jewellery is sold either on fixed gold rate basis or on unfixed gold rate basis.

d) Property, plant and equipment

Recognition and initial measurement

All items of property, plant and equipment are stated at their cost of acquisition less accumulated depreciation and impairment losses, if any. The cost comprises purchase price, borrowing cost if capitalisation criteria are met and directly attributable cost of bringing the asset to its working condition for the intended use.

Subsequent costs are included in the asset's carrying amount or recognised as a separate asset, as appropriate, only when it is probable that future economic benefits associated with the item will flow to the Company. All other repair and maintenance costs are recognised in statement of profit and loss as incurred.

Subsequent measurement (depreciation and useful lives)

Depreciation on property, plant and equipment is provided over its expected useful lives.

De-recognition

An item of property, plant and equipment and any significant part initially recognised is derecognised upon disposal or when no future economic benefits are expected from its use or disposal. Any gain or loss arising on de-recognition of the asset (calculated as the difference between the net disposal proceeds and the carrying amount of the asset) is included in the statement of profit and loss when the asset is derecognised.

e) Leases

Transition

Effective April 01, 2019, the Company adopted Ind AS 116 "Leases" and applied the standard to all lease contracts existing on April 01, 2019 using the modified retrospective method and elected to measure the right-of-use assets at an amount equal to the lease liability adjusted for any prepaid or accrued lease payments that existed at the date of transition. Consequently, the Company recorded the lease liability at the present value of

Sanjeev

PC Jeweller Global DMCC

Summary of significant accounting policies and other explanatory information to the financial statements for the year ended March 31, 2024

the lease payments discounted at the incremental borrowing rate and the right of use asset at its carrying amount as if the standard had been applied since the commencement date of the lease, but discounted at the Company's incremental borrowing rate at the date of initial application.

The Company as a lessee

The Company's lease asset classes primarily consist of property leases. The Company assesses whether a contract contains a lease, at inception of a contract. A contract is, or contains, a lease if the contract conveys the right to control the use of an identified asset for a period of time in exchange for consideration. To assess whether a contract conveys the right to control the use of an identified asset, the Company assesses whether: (i) the contract involves the use of an identified asset (ii) the Company has substantially all of the economic benefits from use of the asset through the period of the lease and (iii) the Company has the right to direct the use of the asset.

At the date of commencement of the lease, the Company recognizes a right-of-use asset ("ROU") and a corresponding lease liability for all lease arrangements in which it is a lessee, except for leases with a term of twelve months or less (short-term leases) and low value leases. For these short-term and low value leases, the Company recognizes the lease payments as an operating expense on a straight-line basis over the term of the lease.

Certain lease arrangements include the options to extend or terminate the lease before the end of the lease term. ROU assets and lease liabilities includes these options when it is reasonably certain that they will be exercised.

The right-of-use assets are initially recognized at cost, which comprises the initial amount of the lease liability adjusted for any lease payments made at or prior to the commencement date of the lease plus any initial direct costs less any lease incentives. They are subsequently measured at cost less accumulated depreciation and impairment losses.

Right-of-use assets are depreciated from the commencement date on a straight-line basis over the shorter of the lease term and useful life of the underlying asset.

The lease liability is initially measured at amortized cost at the present value of the future lease payments. The lease payments are discounted using the interest rate implicit in the lease or, if not readily determinable, using the incremental borrowing rates in the country of domicile of these leases. Lease liabilities are re-measured with a corresponding adjustment to the related right of use asset if the Company changes its assessment if whether it will exercise an extension or a termination option.

f) Impairment of non-financial assets

At each reporting date, the Company assesses whether there is any indication based on internal/external factors, that an asset may be impaired. If any such indication exists, the Company estimates the recoverable amount of the asset. If such recoverable amount of the asset or the recoverable amount of the cash generating unit to which the asset belongs is less than its carrying amount, the carrying amount is reduced to its recoverable amount and the reduction is treated as an impairment loss and is recognised in the statement of profit and loss. All assets are subsequently reassessed for indications that an impairment loss previously recognised may no longer exist. An impairment loss is reversed if the asset's or cash-generating unit's recoverable amount exceeds its carrying amount.

g) Impairment of financial assets

In accordance with Ind AS 109, the Company applies expected credit loss (ECL) model for measurement and recognition of impairment loss for financial assets.

ECL is the difference between all contractual cash flows that are due to the Company in accordance with the contract and all the cash flows that the Company expects to receive. When estimating the cash flows, the Company is required to consider –

Sarjean

PC Jeweller Global DMCC

Summary of significant accounting policies and other explanatory information to the financial statements for the year ended March 31, 2024

- All contractual terms of the financial assets (including prepayment and extension) over the expected life of the assets.
- Cash flows from the sale of collateral held or other credit enhancements that are integral to the contractual terms.

Trade receivables

The Company applies approach permitted by Ind AS 109, financial instruments, which requires expected lifetime losses to be recognised from initial recognition of receivables.

Other financial assets

For recognition of impairment loss on other financial assets and risk exposure, the Company determines whether there has been a significant increase in the credit risk since initial recognition and if credit risk has increased significantly, impairment loss is provided.

h) Inventories

Raw Material: Lower of cost or net realisable value. Cost is determined on first in first out ('FIFO') basis.

Work in progress: At cost determined on FIFO basis upto estimated stage of completion.

Finished goods: Lower of cost or net realisable value. Cost is determined on FIFO basis, includes direct material and labour expenses and appropriate proportion of manufacturing overheads based on the normal capacity for manufactured goods.

Stock-in-trade: Lower of cost or net realisable value. Cost is determined on FIFO basis.

Net realisable value is the estimated selling price in the ordinary course of business less estimated costs of completion and estimated costs of necessary to make the sale.

i) Cash and cash equivalents

Cash and cash equivalents comprise cash in hand, demand deposits with banks/corporations and short-term highly liquid investments (original maturity less than 3 months) that are readily convertible into known amount of cash and are subject to an insignificant risk of change in value.

j) Cash flow statement

Cash flows are reported using the indirect method, whereby profit before tax is adjusted for the effects of transactions of non-cash nature and any deferrals or accruals of past or future cash receipts or payments. The cash flows from operating, investing and financing activities of the Company are segregated based on the available information.

k) Short term employee benefits

Short-term employee benefits

Expense in respect of other short term benefits is recognised on the basis of the amount paid or payable for the period during which services are rendered by the employee.

l) Operating expenses

Operating expenses are recognised in the statement of profit and loss upon utilisation of the service or as incurred.

Sanjeev

PC Jeweller Global DMCC

Summary of significant accounting policies and other explanatory information to the financial statements for the year ended March 31, 2024

m) Borrowing costs

Borrowing costs directly attributable to the acquisitions, construction or production of a qualifying asset are capitalised during the period of time that is necessary to complete and prepare the asset for its intended use or sale. Other borrowing costs are expensed in the period in which they are incurred and reported in finance costs.

n) Provisions, contingent assets and contingent liabilities

Provisions are recognised only when there is a present obligation, as a result of past events, and when a reliable estimate of the amount of obligation can be made at the reporting date. These estimates are reviewed at each reporting date and adjusted to reflect the current best estimates. Provisions are discounted to their present values, where the time value of money is material.

Contingent liability is disclosed for:

- Possible obligations which will be confirmed only by future events not wholly within the control of the Company or
- Present obligations arising from past events where it is not probable that an outflow of resources will be required to settle the obligation or a reliable estimate of the amount of the obligation cannot be made.

Contingent assets are not recognized. However, when inflow of economic benefit is probable, related asset is disclosed.

o) Earnings per share

Basic earnings per share is calculated by dividing the net profit or loss for the period attributable to equity shareholders (after deducting attributable taxes) by the weighted average number of equity shares outstanding during the period. The weighted average number of equity shares outstanding during the period is adjusted for events including a bonus issue.

For the purpose of calculating diluted earnings per share, the net profit or loss for the period attributable to equity shareholders and the weighted average number of shares outstanding during the period are adjusted for the effects of all dilutive potential equity shares except for anti-dilutive potential equity shares.

p) Significant management judgement in applying accounting policies and estimation uncertainty

The preparation of the Company's financial statements requires management to make judgements, estimates and assumptions that affect the reported amounts of revenues, expenses, assets and liabilities, and the disclosure of contingent liabilities, at the reporting date. However, uncertainty about these assumptions and estimates could result in outcomes that could require a material adjustment to the carrying amount of the asset or liability affected in the future.

Sarjeen

PC Jeweller Global DMCC

Summary of significant accounting policies and other explanatory information for the period ended March 31, 2024

(Amount in ₹ Lakhs unless otherwise stated)

Note 4: Property, plant and equipment

	<u>Plant and Machinery</u>	<u>Property</u>	<u>Office equipment</u>	<u>Furniture and Fixtures</u>	<u>Computers</u>	₹ <u>Total</u>
Gross block:						
Balance as at April 01, 2022	24.82	734.13	12.81	4.59	0.71	777.06
Additions	-	-	-	-	-	-
Disposals	-	-	-	-	-	-
Foreign currency translation	2.04	60.07	1.05	0.38	0.06	63.60
Balance as at March 31, 2023	26.86	794.20	13.86	4.97	0.77	840.66
Additions	-	-	-	-	-	-
Disposals	-	-	-	-	-	-
Foreign currency translation	-	12.20	-	-	-	12.20
Balance as at March 31, 2024	26.86	806.40	13.86	4.97	0.77	852.86
Accumulated depreciation:						
Balance as at April 01, 2022	24.83	170.67	12.24	4.58	0.71	213.03
Charge for the year	-	38.30	0.59	0.01	-	38.90
Reversal on disposals	-	-	-	-	-	-
Foreign currency translation	2.03	15.38	1.03	0.38	0.06	18.88
Balance as at March 31, 2023	26.86	224.35	13.86	4.97	0.77	270.81
Charge for the period	-	39.94	-	-	-	39.94
Reversal on disposals	-	-	-	-	-	-
Foreign currency translation	-	3.82	-	-	-	3.82
Balance as at March 31, 2024	26.86	268.11	13.86	4.97	0.77	314.57
Net block:						
Balance as at March 31, 2024	-	538.29	-	-	-	538.29
Balance as at March 31, 2023	-	569.85	-	-	-	569.85

1

PC Jeweller Global DMCC

Summary of significant accounting policies and other explanatory information for the period ended March 31, 2024

Note 5: Inventories

Particulars	₹	
	Period ended	Year ended
	March 31, 2024	March 31, 2023
Raw materials	-	-
Work-in-progress	-	-
Finished goods	17,038.65	16,861.95
Total	17,038.65	16,861.95

Note 6: Trade receivables

Particulars	₹	
	Period ended	Year ended
	March 31, 2024	March 31, 2023
Unsecured and considered good	-	-
Receivables from related parties	-	-
Others	-	-
Total	-	-

Note 7: Cash and Cash equivalents

Particulars	₹	
	Period ended	Year ended
	March 31, 2024	March 31, 2023
Balances with banks		
- In current accounts	173.38	133.61
Cash on hand	5.35	5.79
Total	178.73	139.40

Note 8: Current financial assets - loans

Particulars	₹	
	Period ended	Year ended
	March 31, 2024	March 31, 2023
Unsecured and considered good		
Security Deposits	2.27	2.24
Total	2.27	2.24

Note 9: Other current assets

Particulars	₹	
	Period ended	Year ended
	March 31, 2024	March 31, 2023
Balance with statutory authorities	6.31	5.24
Prepaid expenses	7.65	7.98
Others	9.91	15.86
Total	23.87	29.08

1

PC Jeweller Global DMCC

Summary of significant accounting policies and other explanatory information for the period ended March 31, 2024

(Amount in ₹ Lakhs unless otherwise stated)

Note 10: Equity share capital

(a) Authorised equity share capital

Particulars	Number of shares	Amount (₹)
Balance as at March 31, 2022	73,400	13,385.51
Increase during the year	-	-
Balance as at March 31, 2023	73,400	13,385.51
Increase during the period	-	-
Balance as at March 31, 2024	73,400	13,385.51

Issued, subscribed and paid-up equity share capital

Particulars	Number of shares	Amount (₹)
Equity shares of AED 1000 each		
Balance as at March 31, 2022	73,400	13,385.51
Increase during the year	-	-
Balance as at March 31, 2023	73,400	13,385.51
Increase during the period	-	-
Balance as at March 31, 2024	73,400	13,385.51

(b) Terms and rights attached to equity shares

The share capital of the Company consists only of fully paid ordinary shares with a nominal (par) value of AED 1000 per share. All shares are equally eligible to receive dividends and the repayment of capital and represent one vote at shareholders' meetings of the Company.

(c) Share of the company held by holding/ultimate holding company

Particulars	As at		As at	
	March 31, 2024		March 31, 2023	
	Number of shares	% of holding	Number of shares	% of holding
Equity shares of AED 1000 each				
PC Jeweller Limited - Holding Company	73,400	100%	73,400	100%
	73,400	100%	73,400	100%

(d) Details of shareholders holding more than 5% of the shares of the Company

Particulars	As at		As at	
	March 31, 2024		March 31, 2023	
	Number of shares	% of holding	Number of shares	% of holding
Equity shares of AED 1000 each				
PC Jeweller Ltd	73,400	100%	73,400	100%
	73,400	100%	73,400	100%

(e) The Company has not issued any shares pursuant to contract without payment being received in cash, or allotted as fully paid up by way of bonus shares or bought back any shares during the period of five years immediately preceding the date of balance sheet.

Note 11: Other equity

Particulars	Sub-note	(₹)	
		As at	
		March 31, 2024	March 31, 2023
Retained earnings	(i)	3,462.49	2,856.96
Foreign currency translation reserve	(ii)	916.95	1,347.66
Total other equity		4,379.44	4,204.62

1

PC Jeweller Global DMCC

Summary of significant accounting policies and other explanatory information for the period ended March 31, 2024

(Amount in ₹ Lakhs unless otherwise stated)

(i) Retained earnings

Particulars	₹	
	As at	As at
	March 31, 2024	March 31, 2023
Balance at the beginning of the period	2,856.96	1,865.25
Add : Profit for the period	605.53	991.71
Items of other comprehensive income recognised directly in retained earnings:	-	-
- Remeasurement of net defined benefit liability	-	-
Balance at the end of the period	3,462.49	2,856.96

(ii) Foreign currency translation reserve

Particulars	₹	
	As at	As at
	March 31, 2024	March 31, 2023
Balance at the beginning of the period	1,347.66	928.05
Change during the period	(430.71)	419.61
Balance at the end of the period	916.95	1,347.66

Note 12: Other current financial liabilities

Particulars	₹	
	As at	As at
	March 31, 2024	March 31, 2023
Valued at amortised cost		
Employee related payables	1.25	2.93
Others	15.61	9.46
Total	16.86	12.39

1

PC Jeweller Global DMCC

Summary of significant accounting policies and other explanatory information for the period ended March 31, 2024

(Amount in ₹ Lakhs unless otherwise stated)

Note 13: Revenue from operations

Particulars	₹	₹
	Period ended	Year ended
	March 31, 2024	March 31, 2023
Sale of products and services	101.51	4,370.24
	101.51	4,370.24

Note 14: Cost of materials consumed

Particulars	₹	₹
	Period ended	Year ended
	March 31, 2024	March 31, 2023
Raw material		
Balance at the beginning of the period	-	-
Add: purchases during the period	-	4,442.94
Less: balance at the end of the period	-	-
	-	4,442.94

Note 15: Changes in inventories of finished goods, stock-in-trade and work-in-progress

Particulars	₹	₹
	Period ended	Year ended
	March 31, 2024	March 31, 2023
Opening stock		
Work-in-progress	-	-
Finished goods	16,261.35	15,077.24
	16,261.35	15,077.24
Closing stock		
Work-in-progress	16,881.27	16,261.35
Finished goods	16,881.27	16,261.35
	(619.92)	(1,184.11)

7

PC Jeweller Global DMCC

Summary of significant accounting policies and other explanatory information for the period ended March 31, 2024

Note 16: Employee benefits expense

(Amount in ₹ Lakhs unless otherwise stated)

Particulars	₹	₹
	Period ended	Year ended
	March 31, 2024	March 31, 2023
Salaries and wages	29.30	34.31
Staff welfare expenses	0.05	-
	29.35	34.31

Note 17: Other expenses

Particulars	₹	₹
	Period ended	Year ended
	March 31, 2024	March 31, 2023
Rent	10.20	9.49
Communication	2.16	2.88
Repairs and maintenance - office	16.33	22.35
Electricity and water	8.31	4.46
Insurance	1.05	0.95
Legal and professional (including payment to auditors) (refer note a below)	5.19	1.78
Manufacturing expenses	1.33	1.24
Misc. expenses	0.01	-
Travelling and conveyance	1.08	2.47
Bank charges	0.95	0.87
	46.61	46.49
Note		
(a) Payment to auditors		
- As statutory auditors	1.42	1.42
Total	1.42	1.42

Note 18: Earnings per share

Particulars	₹	₹
	Period ended	Year ended
	March 31, 2024	March 31, 2023
The numerators and denominators used to calculate the basic and diluted EPS are as follows:		
Net profit attributable to shareholders for basic/diluted earnings per share	605.53	991.71
Weighted average number of equity shares for basic/diluted earnings per share	73,400	73,400
Basic earnings per share	824.97	1,351.10
Diluted earnings per share	824.97	1,351.10

1

PC Jeweller Global DMCC**Summary of significant accounting policies and other explanatory information for the period ended March 31, 2024**

(Amount in ₹ Lakhs unless otherwise stated)

Note 19: Related party transactions

In accordance with the requirement of Indian Accounting Standard (Ind AS) 24 "Related Party Disclosures" name of the related party, related party relationship, transactions and outstanding balances including commitments where control exist and with whom transactions have taken place during the reported period are as follows:

A List of related parties

Relationship	Name of the related party
Holding company	PC Jeweller Limited
Key management personnel (KMP)	Mr. Sanjeev Aggarwal

B Transactions with related parties:

Details of transaction between the Company and its related parties are disclosed below:

	Holding company		Subsidiary company		Key management personnel	
	March 31, 2024	March 31, 2023	March 31, 2024	March 31, 2023	March 31, 2024	March 31, 2023
(i) Transactions during the period						
Share capital issued						
PC Jeweller Limited	-	-	-	-	-	-
(ii) Period ended balances						
Share capital issued						
PC Jeweller Limited	13,385.51	13,385.51	-	-	-	-
	13,385.51	13,385.51	-	-	-	-

1

PC Jeweller Global DMCC

Summary of significant accounting policies and other explanatory information for the period ended March 31, 2024

(Amount in ₹ Lakhs unless otherwise stated)

Note 20: Financial risk management

i) Financial instruments by category

Particulars	March 31, 2024		March 31, 2023	
	FVTPL	Amortised cost	FVTPL	Amortised cost
Financial assets				
Trade receivables	-	-	-	-
Security deposits	-	2.27	-	2.24
Cash and cash equivalents	-	178.73	-	139.40
Total	-	181.00	-	141.64
Financial liabilities				
Other financial liabilities	-	16.86	-	12.39
Total	-	16.86	-	12.39

(a) The carrying value of trade receivables, securities deposits and cash and cash equivalents recorded at amortised cost, is considered to be a reasonable approximation of fair value.

(b) The carrying value of other financial liabilities recorded at amortised cost is considered to be a reasonable approximation of fair value.

ii) Risk management

The Company's activities expose it to liquidity risk and credit risk. This note explains the sources of risk which the entity is exposed to and how the entity manages the risk and the related impact in the financial statements.

Risk	Exposure arising from	Measurement	Management
Credit risk	Cash and cash equivalents, trade receivables, financial assets measured at amortised cost	Aging analysis	Bank deposits, diversification of asset base, credit limits and collateral.
Liquidity risk	Borrowings and other liabilities	Rolling cash flow forecasts	Availability of committed credit lines and borrowing facilities

A) Credit risk

Credit risk is the risk that a customer or counterparty to a financial instrument will fail to perform or pay amounts due to the Company causing financial loss. It arises from cash and cash equivalents, security deposits and principally from credit exposures to customers relating to outstanding receivables. The Company's maximum exposure to credit risk is limited to the carrying amount of financial assets recognised at reporting date.

The Company continuously monitors defaults of customers and other counterparties, identified either individually or by the Company, and incorporates this information into its credit risk controls. Where available at reasonable cost, external credit ratings and/or reports on customers and other counterparties are obtained and used. The Company's policy is to deal only with creditworthy counterparties.

In respect of trade and other receivables, the Company is not exposed to any significant credit risk exposure to any single counterparty or any company of counterparties having similar characteristics. Trade receivables consist of a considerable number of customers in various geographical areas. The Company has a very limited history of customer default, and considers the credit quality of trade receivables that are not past due or impaired to be good.

The credit risk for cash and cash equivalents is considered negligible, since the counterparties are reputable organisations with high quality external credit ratings.

Company provides for expected credit losses on financial assets by assessing individual financial instruments for expectation of any credit losses. Since the assets have very low credit risk, and are for varied natures and purpose, there is no trend that the company can draw to apply consistently to entire population. For such financial assets, the Company's policy is to provide for 12 month expected credit losses upon initial recognition and provides for lifetime expected credit losses upon significant increase in credit risk. The Company does not have any expected loss based impairment recognised on such assets considering their low credit risk nature, though incurred loss provisions are disclosed under each sub-category of such financial assets.

9

PC Jeweller Global DMCC

Summary of significant accounting policies and other explanatory information for the period ended March 31, 2024

(Amount in ₹ Lakhs unless otherwise stated)

Detail of trade receivables that are past due is given below:

	As at March 31, 2024	As at March 31, 2023
Not Due	-	-
0-30 days past due	-	-
31-60 days past due	-	-
61-90 days past due	-	-
More than 90 days past due	-	-
	-	-

The company's exposure to credit risk for trade receivables is concentrated in Domestic wholesale customers.

B) Liquidity risk

Prudent liquidity risk management implies maintaining sufficient cash and marketable securities and the availability of funding through an adequate amount of committed credit facilities to meet obligations when due. Due to the nature of the business, the Company maintains flexibility in funding by maintaining availability under committed facilities.

Management monitors rolling forecasts of the Company's liquidity position and cash and cash equivalents on the basis of expected cash flows. The Company takes into account the liquidity of the market in which the entity operates. In addition, the Company's liquidity management policy involves projecting cash flows in major currencies and considering the level of liquid assets necessary to meet these, monitoring balance sheet liquidity ratios against internal and external regulatory requirements and maintaining debt financing plans.

Contractual maturities of financial liabilities

The tables below analyse the Company's financial liabilities into relevant maturity groupings based on their contractual maturities for all non-derivative financial liabilities. The amounts disclosed in the table are the contractual undiscounted cash flows. Balances due within 12 months equal their carrying balances as the impact of discounting is not significant.

March 31, 2024	Payable on demand	Less than 1 year	1-2 year	2-3 year	More than 3 years	Total
Non-derivatives						
Trade payable	-	-	-	-	-	-
Other financial liabilities	-	16.86	-	-	-	16.86
Total	-	16.86	-	-	-	16.86
March 31, 2023	Payable on demand	Less than 1 year	1-2 year	2-3 year	More than 3 years	Total
Non-derivatives						
Trade payable	-	-	-	-	-	-
Other financial liabilities	-	12.39	-	-	-	12.39
Total	-	12.39	-	-	-	12.39

Note 21: Capital management

The Company's capital management objectives are:

- to ensure the Company's ability to continue as a going concern
- to provide an adequate return to shareholders

The Company monitors capital on the basis of the carrying amount of equity less cash and cash equivalents as presented on the face of balance sheet.

9

PC Jeweller Global DMCC

Summary of significant accounting policies and other explanatory information for the period ended March 31, 2024

Note 22: Ind AS 115 - Revenue from Contracts with Customers

(a) Disaggregation of revenue (Amount in ₹ Lakhs unless otherwise stated)

The Company is engaged only in the business of jewellery and the risks and rewards of the company are concentrated in a single geographical area. Therefore, no disaggregated analysis of revenue is required.

(b) Revenue recognised in relation to contract liabilities

Ind AS 115 also requires disclosure of 'revenue recognised in the reporting period that was included in the contract liability balance at the beginning of the period' and 'revenue recognised in the reporting period from performance obligations satisfied (or partially satisfied) in previous periods. Same has been disclosed as below:

Description	Year ended March 31, 2024	Year ended March 31, 2023
Revenue recognised in the reporting period that was included in the contract liability balance at the beginning of the period	-	-
Revenue recognised in the reporting period from performance obligations satisfied (or partially satisfied) in previous periods	-	-
Total	-	-

(c) Assets and liabilities related to contracts with customers

Description	Year ended March 31, 2024	As at March 31, 2023
	Current	Current
Contract liabilities related to sale of goods Advance from customers	-	-

(d) Reconciliation of revenue recognised in Statement of Profit and Loss with Contract price

Description	As at March 31, 2024	As at March 31, 2023
Contract price	101.51	4,370.24
Less: Discount, rebates, credits etc.	-	-
Revenue from operations as per Statement of Profit and Loss	101.51	4,370.24

1

PC Jeweller Global DMCC

Summary of significant accounting policies and other explanatory information for the period ended March 31, 2024

Note 23: Segment information

(Amount in ₹ Lakhs unless otherwise stated)

The company is engaged in the business of trading and marketing of gold jewellery of various designs/ specifications. There is no business segment to be reported under primary segment information.

The risks and rewards of the company are concentrated in a single geographical area i.e domestic sales. Therefore, there is no geographical segment to be reported under secondary segment information.

Note 24: Post reporting date events

No adjusting or significant non-adjusting events have occurred between March 31, 2024 and the date of authorisation of the Company's financial statements



Note 25: Corporate Social Responsibilities (CSR)

Corporate Social Responsibilities is not applicable on company

Note 26: Additional Regulatory Information

Additional Regulatory Information pursuant to Clause 6L of Generation instruction for preparation of Balance Sheet as given in Para I of Division II of Schedule III to the Companies Act, 2013, are given hereunder to the extent relevant and other than those given elsewhere in any other notes to the Financial Statements.

a) Ratios

The following are analytical ratios for the year ended 31st March 2024 and 31st March 2023

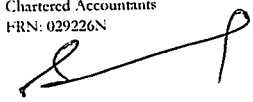
Particulars	Numerator	Denominator	31st March 2024	31st March 2023	Variance	
			1,022.83	1,375.22	-26%	
Current Ratio	Current Assets	Current Liabilities	-	-	-	Note A
Debt-Equity Ratio	Total Debt	Share holder Equity	-	-	-	
Debt Service Ratio	Earning available for debt service	Debt Service	-	-	-	Note B
Return on Equity (ROE)	Net profit after taxes	Average Shareholder's Equity	0.03	0.06	-50%	
Inventory Turnover Ratio	Cost of goods sold	Average inventory	-	-	-	Note C
Trade Receivable Turnover Ratio	Revenue	Average Trade Receivable	-	1.19	-100%	
Trade Payable Turnover Ratio	Net Purchase	Average Trade Payables	-	-	-	
Net Capital Turnover Ratio	Revenue	Working Capital	1%	26%	-25%	Note D
Net Profit Ratio	Net profit	Revenue	597%	23%	574%	
Return on Capital Employed (ROCE)	Earning before interest and taxes	Capital Employed	3%	6%	-3%	
Return on Investment (ROI)			-	-	-	
(a) Quoted	Income generated from investments	Time weighted average investments	-	-	-	
(b) Unquoted	Income generated from investments	Time weighted average investments	-	-	-	

- (A) Decrease in other Current Assets during the current financial year
 (B) Decrease in the Profit during the current financial year
 (C) Decrease in Trade Receivable during the current financial year
 (D) Increase in the Profitability during the current financial year

- b) The company does not have any Benami Property, where any proceeding has been initiated or pending against the Company for holding any Benami Property.
- c) The company has not revalued any of its Property, Plant and Equipment (including right-of-use Assets) during the year.
- d) The company has submitted stock and debtors statement to the bank and also the Quarterly Information Statements(FPR). The average difference is not material and is less than 1% of the amount of stock and debtors, which is mainly on account of Foreign Exchange restatements and ECL provisions
- e) The company is not declared as wilful defaulter by any bank or financial institution (as defined under the Companies Act, 2013) or consortium thereof or other lender in accordance with the guidelines on wilful defaulters issued by the Reserve Bank of India.
- f) There are no transactions with the companies struck off under section 248 of the Companies Act, 2013.
- g) The company does not have any charges or satisfaction which is yet to be registered with the Registrar of Companies(ROC) beyond the statutory period. There were no delays in compliance related to creation/modification/satisfaction of charges beyond the statutory period.
- h) The company has complied with the number of layers prescribed under section 2(87) of the Companies Act, 2013 read with the Companies (Restriction on number of Layers) Rules, 2017.
- i) The Company has not advanced or loaned or invested funds to any other person(s) or entity(ies), including foreign entities (Intermediaries) with the understanding that the Intermediary shall (a) directly or indirectly lend or invest in other persons or entities identified in any manner whatsoever by or on behalf of the Company (Ultimate Beneficiaries) or (b) Provide any guarantee, security or the like on behalf of the Ultimate Beneficiaries.
- j) The Company has not received any fund from any person(s) or entity(ies), including foreign entities (Funding Party) with the understanding (whether recorded in writing or otherwise) that the Company shall: (a) directly or indirectly lend or invest in other persons or entities identified in any manner whatsoever by or on behalf of the Funding Party (Ultimate Beneficiaries) or (b) provide any guarantee, security or the like on behalf of the Ultimate Beneficiaries.
- k) The Company does not have any transaction which are not recorded in the books of accounts that have been surrendered or disclosed as income during the year in the tax assessments under the Income Tax Act, 1961.
- l) The Company has not traded or invested in Crypto currency or Virtual Currency during the financial year.
- m) The Company has not granted loans or advances in the nature of loans that are repayable on demand and are without any specific terms or period of repayment.
- n) Figures of current year and previous year have been rounded off in the multiple of lakhs.

This is the summary of significant accounting policies and other explanatory information referred to in our report of even date

For Sohil Agarwal & Associates,
 Chartered Accountants
 FRN: 029226N


 Sohil Agarwal
 Proprietor
 M. No. 536583

Place : New Delhi
 Date : 23.05.2024

For and on behalf of PC Jeweller Global DMCC


 Sanjeev Aggarwal
 Director