


PC Jeweller Limited

(CIN: L36911DL2005PLC134929)


Regd. Office: 24/2708, Bank Street, Karol Bagh, New Delhi - 110005

(1)(a) STATEMENT SHOWING SHAREHOLDING PATTERN IN CLAUSE 35

NAME OF THE COMPANY: PC JEWELLER LIMITED			
Scrip Code:	534809		
Name of the Scrip:	PCJEWELLER		
Class of Security:	Equity Share		
Quarter ended:	31/03/2015		
Partly paid-up shares	No. of partly paid-up shares	As a % of total no. of partly paid-up shares	As a % of total no. of shares of the Company
Held by promoter/promoter group	0	0	0
Held by Public	0	0	0
Total	0	0	0
Outstanding convertible securities	No. of outstanding securities	As a % of total no. of outstanding convertible securities	As a % of total no. of shares of the Company assuming full conversion of the convertible securities
Held by promoter/promoter group	0	0	0
Held by Public	0	0	0
Total	0	0	0
Warrants	No. of warrants	As a % of total no. of warrants	As a % of total no. of shares of the Company, assuming full conversion of warrants
Held by promoter/promoter group	0	0	0
Held by Public	0	0	0
Total	0	0	0
Total paid-up capital of the Company, assuming full conversion of warrants and convertible securities			
		1791000000 (179100000 shares of Rs.10/- each)	




CATEGORY CODE	CATEGORY OF SHAREHOLDER	NO. OF SHAREHOLDERS	TOTAL NUMBER OF SHARES	NO. OF SHARES HELD IN DEMATERIALIZED FORM	TOTAL SHAREHOLDING AS A % OF TOTAL NO OF SHARES		SHARES OF OTHERS PLEDGED OR OTHERWISE ENCUMBERED	AS a PERCENTAGE
					AS a PERCENTAGE of (A+B) (VI)	AS a PERCENTAGE of (A+B+C) (VII)		
(I)	(II)	(III)	(IV)	(V)	(VI)	(VII)	(VIII)	(IX)=(VIII)/(IV)*100
(A)	PROMOTER AND PROMOTER GROUP							
(1)	INDIAN							
(a)	Individuals/HUF	8	126352850	126352850	70.55	70.55	0	0.00
(b)	Central Government/State Government(s)	0	0	0	0.00	0.00	0	0.00
(c)	Bodies Corporate	0	0	0	0.00	0.00	0	0.00
(d)	Financial Institutions / Banks	0	0	0	0.00	0.00	0	0.00
(e)	Others	0	0	0	0.00	0.00	0	0.00
	Sub-Total A(1)	8	126352850	126352850	70.55	70.55	0	0.00
(2)	FOREIGN							
(a)	Individuals (NRIs/Foreign Individuals)	0	0	0	0.00	0.00	0	0.00
(b)	Bodies Corporate	0	0	0	0.00	0.00	0	0.00
(c)	Institutions	0	0	0	0.00	0.00	0	0.00
(d)	Qualified Foreign Investor	0	0	0	0.00	0.00	0	0.00
(e)	Others	0	0	0	0.00	0.00	0	0.00
	Sub-Total A(2)	0	0	0	0.00	0.00	0	0.00
	Total shareholding of Promoter & Promoter Group A = A(1)+A(2)	8	126352850	126352850	70.55	70.55	0	0.00
(B)	PUBLIC SHAREHOLDING							
(1)	INSTITUTIONS							
(a)	Mutual Funds/UTI	3	399090	399090	0.22	0.22	NA	NA
(b)	Financial Institutions/Banks	2	4292	4292	0.00	0.00	NA	NA
(c)	Central Government/State Government(s)	0	0	0	0.00	0.00		
(d)	Venture Capital Funds	0	0	0	0.00	0.00		
(e)	Insurance Companies	0	0	0	0.00	0.00		
(f)	Foreign Institutional Investors	89	31610413	31610413	17.65	17.65		
(g)	Foreign Venture Capital Investors	0	0	0	0.00	0.00		
(h)	Qualified Foreign Investor	0	0	0	0.00	0.00		
(i)	Others	0	0	0	0.00	0.00		
	Sub-Total B(1)	94	32013795	32013795	17.87	17.87		




CATEGORY CODE	CATEGORY OF SHAREHOLDER	NO. OF SHAREHOLDERS	TOTAL NUMBER OF SHARES	NO. OF SHARES HELD IN DEMATERIALIZED FORM	TOTAL SHAREHOLDING AS A % OF TOTAL NO OF SHARES		SHARES PLEDGED OR OTHERWISE ENCUMBERED	
					AS a PERCENTAGE of (A+B) (VI)	AS a PERCENTAGE of (A+B+C) (VII)	NO. OF SHARES (VIII)	AS a PERCENTAGE (IX)=(VIII)/(IV)*100
(1)	(II)	(III)	(IV)	(V)	(VI)	(VII)	(VIII)	(IX)=(VIII)/(IV)*100
(2)	NON-INSTITUTIONS							
(a)	Bodies Corporate	378	10610815	10610815	5.92	5.92	NA	NA
(b)	Individuals							
	(i) Individuals holding nominal share capital upto Rs.1 lakh		17490	2052320	1.15	1.15		
	(ii) Individuals holding nominal share capital in excess of Rs.1 lakh		49	7847316	4.38	4.38		
(c)	Qualified Foreign Investor	0	0	0	0.00	0.00		
(d)	Others -							
	Non Resident Indians	168	168021	168021	0.09	0.09		
	Clearing Members	87	54883	54883	0.03	0.03		
	Sub-Total B(2)	18172	20733355	20732512	11.58	11.58		
	Total Public Shareholding B=B(1)+B(2)	18266	52747150	52746307	29.45	29.45		
	Total (A+B)	18274	179100000	179099157	100.00	100.00		
(C)	Shares held by custodians, against which Depository Receipts have been issued							
(1)	Promoter and Promoter Group	0	0	0	NA	0.00	NA	NA
(2)	Public	0	0	0	NA	0.00		
	Sub-Total C	0	0	0	NA	0.00		
	GRAND TOTAL (A+B+C)	18274	179100000	179099157	NA	100.00	0	0.00

NA - Not applicable




(I)(b)	Statement showing holding of securities (including shares, warrants, convertible securities) of persons belonging to the category "Promoter and Promoter Group"	Details of Shares held			Encumbered shares (*)			Details of Warrants			Details of convertible securities		Total Shares (including underlying shares assuming full conversion of warrants and convertible securities) as a % of diluted share capital
		Sr. No.	Name of the Shareholder	No. of Shares held	As a % of grand total (A)+(B)+(C)	No.	AS a percentage (VI)=(V)/(III)*100	AS a % of grand total (A) + (B) + (C) of sub-clause (I)(a)	Number of warrants held	As a % total number of warrants of the same class	Number of convertible securities held	As a % total number of convertible securities of the same class	
(I)	(II)	(III)	(IV)	(V)	(VI)=(V)/(III)*100	(VII)	(VIII)	(IX)	(X)	(XI)	(XII)		
1	BALRAM GARG	66951050	37.38	0	0.00	0.00	0	0.00	0	0.00	37.38		
2	PADAM CHAND GUPTA	50371800	28.12	0	0.00	0.00	0	0.00	0	0.00	28.12		
3	KRISHNA DEVI	5340000	2.98	0	0.00	0.00	0	0.00	0	0.00	2.98		
4	AMAR CHAND GARG (HUF)	1260600	0.70	0	0.00	0.00	0	0.00	0	0.00	0.70		
5	PADAM CHAND GUPTA (HUF)	1085100	0.61	0	0.00	0.00	0	0.00	0	0.00	0.61		
6	SACHIN GUPTA	992100	0.55	0	0.00	0.00	0	0.00	0	0.00	0.55		
7	POOJA GARG	310200	0.17	0	0.00	0.00	0	0.00	0	0.00	0.17		
8	BALRAM GARG (HUF)	42000	0.02	0	0.00	0.00	0	0.00	0	0.00	0.02		
	TOTAL	126352850	70.55	0	0.00	0.00	0	0.00	0	0.00	70.55		




(i)(c)(i)	Statement showing holding of securities (including shares, warrants, convertible securities) of persons belonging to the category "Public" and holding more than 1% of the total number of shares	Number of shares held	Shares as a percentage of total number of shares {i.e. Grand total (A)+(B)+(C) indicated in Statement at para (j)(a) above}	Details of warrants		Details of convertible securities		Total shares (including underlying shares assuming full conversion of warrants and convertible securities) as a % of diluted share capital)
				Number of warrants held	As a % total number of warrants of the same class	Number of convertible securities held	% w.r.t total number of convertible securities of the same class	
1	IDRIA LIMITED	7889718	4.41	0	0.00	0	0.00	4.41
2	QUICK DEVELOPERS PRIVATE LIMITED	4995000	2.79	0	0.00	0	0.00	2.79
3	DVI FUND MAURITIUS LTD	4992819	2.79	0	0.00	0	0.00	2.79
4	STICHTING PENSIOENFONDS ABP	3943423	2.20	0	0.00	0	0.00	2.20
5	SHIVANI GUPTA	2940000	1.64	0	0.00	0	0.00	1.64
6	MAWER INVESTMENT MANAGEMENT LTD. A/C MAWER GLOBAL SMALL CAP FUND	2589244	1.45	0	0.00	0	0.00	1.45
7	PLATINUM ASIA FUND	1914417	1.07	0	0	0	0	1.07
	TOTAL	29264621	16.34	0	0.00	0	0.00	16.34

(i)(c)(ii)	Statement showing holding of securities (including shares, warrants, convertible securities) of persons (together with PAC) belonging to the category "Public" and holding more than 5% of the total number of shares of the company	Number of shares held	Shares as a percentage of total number of shares {i.e. Grand total (A)+(B)+(C)}	Details of warrants		Details of convertible securities		Total shares (including underlying shares assuming full conversion of warrants and
				Number of warrants held	As a % total number of warrants of the same class	Number of convertible securities held	% w.r.t total number of convertible securities of the same class	
	TOTAL	0	0.00	0	0.00	0	0.00	0.00



(1)(d) STATEMENT SHOWING DETAILS OF LOCKED-IN SHARES"				
Sr. No.	Name of the shareholder	Number of locked-in shares	Locked-in shares as a (%) percentage of total number of shares {i.e. Grand Total (A)+(B)+(C) Indicated in Statement at para (1)(a) above}	Promoter/Promoter Group/Public
1	BALRAM GARG	17910000	10.00	PROMOTER
2	PADAM CHAND GUPTA	17910000	10.00	PROMOTER
	TOTAL	35820000	20.00	



(II)(a)	Statement showing details of Depository Receipts (DRs)			
Sr.No.	Type of outstanding DR (ADRs,GDRs,SDRs,etc.)	Number of outstanding DRs	Number of shares underlying outstanding DRs	Shares underlying outstanding DRs as a percentage of total number of shares (i.e. Grand Total (A)+(B)+(C) indicated in Statement at Para(I)(a) above}
	TOTAL	0	0	0

(II)(b)	Statement showing Holding of Depository Receipts (DRs), where underlying shares held by "Promoter/Promoter group" are in excess of 1% of the total number of shares.			
Sr.No.	Name of the DR Holder	Type of outstanding DR (ADRs, GDRs, SDRs, etc.)	Number of shares underlying outstanding DRs	Shares underlying outstanding DRs as a percentage of total number of shares (i.e. Grand Total (A)+(B)+(C) indicated in Statement at para(I)(a) above}
	TOTAL		0	0

