

Date: January 21, 2015

To,
The Listing Compliance Department,
BSE Limited,
P. J. Tower, Dalal Street,
Mumbai – 400 001

To,
The Listing Compliance Department,
National Stock Exchange of India Limited,
Exchange Plaza, Bandra Kurla Complex,
Bandra (East), Mumbai - 400051

**Sub.: Shareholding Pattern for the Quarter ended December 31, 2014
as per Clause 35 of the Listing Agreement**

Ref.: PC Jeweller Limited (Scrip Code: 534809, Symbol: PCJEWELLER)



Dear Sir/Madam,

Please find enclosed herewith the statement showing shareholding pattern of the Company for the Quarter ended December 31, 2014, as per Clause 35 of the Listing Agreement.

Kindly take the same on record.

Thanking you,

For PC Jeweller Limited



(VIJAY PANWAR)
Company Secretary

Encl.: As above

CIN: L36911DL2005PLC134929

PC Jeweller Limited

Corporate Office : C - 54, IInd Floor, Vikas Marg, Preet Vihar, Delhi - 110 092 Ph. : 011 - 49714971 Fax : 011 49714972

Regd. & Head Off. : 24/2708, Bank Street, Karol Bagh, New Delhi - 110 005, INDIA

OTHER SHOWROOMS : NEW DELHI: Karol Bagh • Pitampura • Kingsway Camp • Rajouri Garden • South Extn., Part-I • GK-I • UTTAR PRADESH: Ghaziabad • Indirapuram • Noida • Lucknow • Kanpur •
HARYANA: Gurgaon • Faridabad • Rohtak • Panchkula • CHANDIGARH • UTTARAKHAND: Dehradun • Haridwar • MADHYA PRADESH: Bhopal • Indore • CHHATTISGARH: Raipur • Bilaspur •
RAJASTHAN: Jodhpur • Bhilwara • Pali • Beawar • Ajmer • PUNJAB: Ludhiana • Amritsar
info@pcjeweller.com • www.pcjeweller.com

PC Jeweller Limited

(CIN: L36911DL2005PLC134929)

Regd. Office: 24/2708, Bank Street, Karol Bagh, New Delhi - 110005

(1)(a) STATEMENT SHOWING SHAREHOLDING PATTERN IN CLAUSE 35			
NAME OF THE COMPANY: PC JEWELLER LIMITED			
Scrip Code:	534809		
Name of the Scrip:	PCJEWELLER		
Class of Security:	Equity Share		
Quarter ended:	31/12/2014		
Partly paid-up shares	No. of partly paid-up shares	As a % of total no. of partly paid-up shares	As a % of total no. of shares of the Company
Held by promoter/promoter group	0	0	0
Held by Public	0	0	0
Total	0	0	0
Outstanding convertible securities	No. of outstanding securities	As a % of total no. of outstanding convertible securities	As a % of total no. of shares of the Company assuming full conversion of the convertible securities
Held by promoter/promoter group	0	0	0
Held by Public	0	0	0
Total	0	0	0
Warrants	No. of warrants	As a % of total no. of warrants	As a % of total no. of shares of the Company, assuming full conversion of warrants
Held by promoter/promoter group	0	0	0
Held by Public	0	0	0
Total	0	0	0
Total paid-up capital of the Company, assuming full conversion of warrants and convertible securities	1791000000 (1791000000 shares of Rs.10/- each)		




CATEGORY CODE	CATEGORY OF SHAREHOLDER	NO. OF SHAREHOLDERS	TOTAL NUMBER OF SHARES	NO. OF SHARES HELD IN DEMATERIALIZED FORM	TOTAL SHAREHOLDING AS A % OF TOTAL NO OF SHARES		SHARES PLEDGED OR OTHERWISE ENCUMBERED	
					AS a PERCENTAGE of (A+B) (VI)	As a PERCENTAGE of (A+B+C) (VII)	NO. OF SHARES (VIII)	AS a PERCENTAGE (IX)=(VIII)/(IV)*100
(I)	(II)	(III)	(IV)	(V)	(VI)	(VII)	(VIII)	(IX)=(VIII)/(IV)*100
(A)	PROMOTER AND PROMOTER GROUP							
(1)	INDIAN							
(a)	Individuals/HUF	8	126352850	126352850	70.55	70.55	0	0.00
(b)	Central Government/State Government(s)	0	0	0	0.00	0.00	0	0.00
(c)	Bodies Corporate	0	0	0	0.00	0.00	0	0.00
(d)	Financial Institutions / Banks	0	0	0	0.00	0.00	0	0.00
(e)	Others	0	0	0	0.00	0.00	0	0.00
	Sub-Total A(1)	8	126352850	126352850	70.55	70.55	0	0.00
(2)	FOREIGN							
(a)	Individuals (NRIs/Foreign Individuals)	0	0	0	0.00	0.00	0	0.00
(b)	Bodies Corporate	0	0	0	0.00	0.00	0	0.00
(c)	Institutions	0	0	0	0.00	0.00	0	0.00
(d)	Qualified Foreign Investor	0	0	0	0.00	0.00	0	0.00
(e)	Others	0	0	0	0.00	0.00	0	0.00
	Sub-Total A(2)	0	0	0	0.00	0.00	0	0.00
	Total shareholding of Promoter & Promoter Group A = A(1)+A(2)	8	126352850	126352850	70.55	70.55	0	0.00
(B)	PUBLIC SHAREHOLDING						NA	NA
(1)	INSTITUTIONS						NA	NA
(a)	Mutual Funds /UTI	5	4178819	4178819	2.33	2.33		
(b)	Financial Institutions /Banks	2	39764	39764	0.02	0.02		
(c)	Central Government/State Government(s)	0	0	0	0.00	0.00		
(d)	Venture Capital Funds	0	0	0	0.00	0.00		
(e)	Insurance Companies	0	0	0	0.00	0.00		
(f)	Foreign Institutional Investors	81	23308432	23308432	13.01	13.01		
(g)	Foreign Venture Capital Investors	0	0	0	0.00	0.00		
(h)	Qualified Foreign Investor	0	0	0	0.00	0.00		
(i)	Others	0	0	0	0.00	0.00		
	Sub-Total B(1)	88	27527015	27527015	15.37	15.37		



CATEGORY CODE	CATEGORY OF SHAREHOLDER	NO. OF SHAREHOLDERS	TOTAL NUMBER OF SHARES	NO. OF SHARES HELD IN DEMATERIALIZED FORM	TOTAL SHAREHOLDING AS A % OF TOTAL NO OF SHARES		SHARES PLEDGED OR OTHERWISE ENCUMBERED	
					AS a PERCENTAGE of (A+B) (VI)	As a PERCENTAGE of (A+B+C) (VII)	NO. OF SHARES (VIII)	AS a PERCENTAGE (IX)=(VIII)/(IV)*100
(1)	(II)	(III)	(IV)	(V)				
(2)	NON-INSTITUTIONS							
(a)	Bodies Corporate	493	13036495	13036495		7.28	7.28	NA
(b)	Individuals							
	(i) Individuals holding nominal share capital upto Rs.1 lakh	20271	2442289	2441528		1.36	1.36	
	(ii) Individuals holding nominal share capital in excess of Rs.1 lakh	58	9361445	9361445		5.23	5.23	
(c)	Qualified Foreign Investor	0	0	0		0.00	0.00	
(d)	Others -							
	Non Resident Indians	160	148191	148191		0.08	0.08	
	Clearing Members	131	58215	58215		0.03	0.03	
	Trusts	1	173500	173500		0.10	0.10	
	Sub-Total B(2)	21114	25220135	25219374		14.08	14.08	
	Total Public Shareholding B=B(1)+B(2)	21202	52747150	52746389		29.45	29.45	
	Total (A+B)	21210	179100000	179099239		100.00	100.00	
(C)	Shares held by custodians, against which Depository Receipts have been issued							
(1)	Promoter and Promoter Group	0	0	0		NA	0.00	NA
(2)	Public	0	0	0		NA	0.00	NA
	Sub-Total C	0	0	0		NA	0.00	
	GRAND TOTAL (A+B+C)	21210	179100000	179099239		NA	100.00	0
								0.00

NA - Not applicable



(I)(b) Statement showing holding of securities (including shares, warrants, convertible securities) of persons belonging to the category "Promoter and Promoter Group"											
Sr. No.	Name of the Shareholder	Details of Shares held		Encumbered shares (*)			Details of Warrants		Details of convertible securities		Total Shares (including underlying shares of warrants and convertible securities) as a % of diluted share capital
		No. of Shares held	As a % of grand total (A)+(B)+(C)	No.	AS a percentage	AS a % of grand total (A) + (B) + (C) of sub-clause (I)(a)	Number of warrants held	As a % total number of warrants of the same class	Number of convertible securities held	As a % total number of convertible securities of the same class	
(I)	(II)	(III)	(IV)	(V)	(VI)=(V)/(III)*100	(VII)	(VIII)	(IX)	(X)	(XI)	(XII)
1	BALRAM GARG	66951050	37.38	0	0.00	0.00	0	0.00	0	0.00	37.38
2	PADAM CHAND GUPTA	50371800	28.12	0	0.00	0.00	0	0.00	0	0.00	28.12
3	KRISHNA DEVI	5340000	2.98	0	0.00	0.00	0	0.00	0	0.00	2.98
4	AMAR CHAND GARG (HUF)	1260600	0.70	0	0.00	0.00	0	0.00	0	0.00	0.70
5	PADAM CHAND GUPTA (HUF)	1085100	0.61	0	0.00	0.00	0	0.00	0	0.00	0.61
6	SACHIN GUPTA	992100	0.55	0	0.00	0.00	0	0.00	0	0.00	0.55
7	POOJA GARG	310200	0.17	0	0.00	0.00	0	0.00	0	0.00	0.17
8	BALRAM GARG (HUF)	42000	0.02	0	0.00	0.00	0	0.00	0	0.00	0.02
	TOTAL	126352850	70.55	0	0.00	0.00	0	0.00	0	0.00	70.55



